



# Ridge Capping Vent

Low pressure vent for metal roofing

**New**

## Novelty for the metal roof

**Vilpe Vent ridge capping vent is a low pressure vent that ventilates the roof structures (between the roof underlay and roofing sheets) and attic spaces. The novelty is that the same ridge vent can be fitted on top of ridge cappings with different profiles and angles. Unlike the conventional solutions, the ridge capping can now be mounted completely before fixing the ridge capping vent.**

**Vilpe Vent is nicely inconspicuous on the roof crest. The ridge cap vent can also be retrofitted. The novelty is suitable for both new building and renovation.**

Vilpe Vent is a highly functional solution for the ventilation of metal roof structures and attic spaces. A functioning ventilation is the basis for healthy roof structures. The best way to ventilate the roof structures is through the ridge.

The fixing frame makes the product compatible with the most common ridge cappings. It also incorporates a bending fastening part to adapt to various ridge angles. The filter material in the vent prevents the intrusion of insects, water, and snow in the roof structures. The size of the vent opening corresponds to a pipe diameter of 160 mm.



## Materials

**THE RIDGE CAPPING VENT IS MADE OF NON-CORROSIVE, BOTH WEATHERPROOF AND IMPACT PROOF, RECYCLABLE AND THROUGH COLOURED POLYPROPYLENE PLASTIC (PP). THE PLASTIC IS ALSO UV-PROTECTED. THE MATERIAL IS CHEMICALLY NEUTRAL AND VERY DURABLE. IT CAN WITHSTAND A CONSTANT TEMPERATURE BETWEEN -30°C AND +80°C AND PEAK TEMPERATURES OF -40°C AND +120°C.**

## Selection

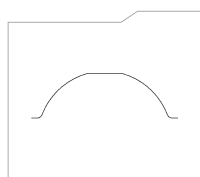
The fixing frame of the Vilpe Vent ridge capping vent allows fixing on round, angular, and V-shaped ridge cappings. Fixing is easy, as you can cut sections of the fixing frame ends with a saw if necessary. The ridge capping vent is easily fixed on various ridge angles, as you can bend the fastening part to fit the roof slope.

Pay attention to such obstructions of air circulation as flues, roof lanterns, skylights, hips, and fire walls. If there is for instance a flue in the ridge line, vents should be fixed on both sides of it. It is important to fix a vent where air does not circulate naturally.

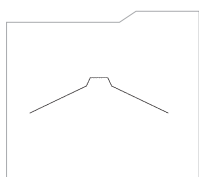
As the ventilating opening is large, the recommended distance between ridge capping vents is about three metres. The exact amount of vents depends on the ventilation need and the obstructions on the roof.

You can select the colour of the ridge capping vent from six standard colours to match the roof colour.

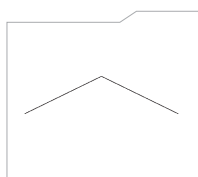
## Points of use



Round ridge capping



Angular ridge capping




V-shaped ridge capping

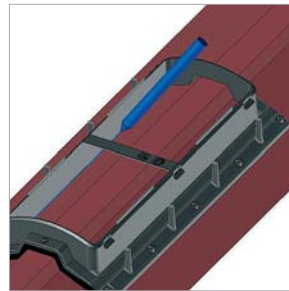


## Fixing instructions


Mount the ridge capping before fixing the vent, as the ridge capping angle depends on the slope of the roof. The opening for the vent can, however, be cut in the ridge capping before mounting the ridge capping. The recommended distance between the ridge capping vents is 3 m.



1. If necessary, saw off pieces from both ends of fixing frame.



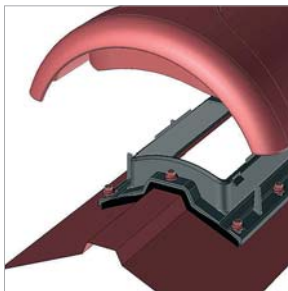
2. Draw the opening in the ridge capping, with the help of the fixing frame. Glue any loose seals in the ends of the fixing frame.




3. Cut the opening using for instance a metal cutter.



4. Fasten the fixing frame on the ridge capping with screws.

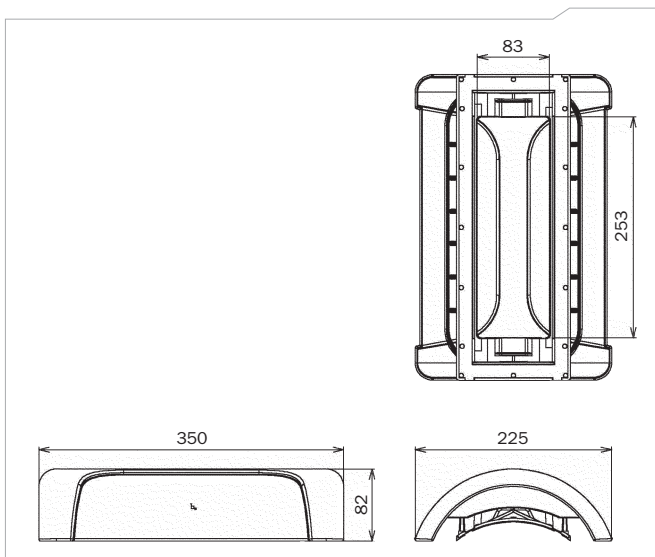


5. Place the cover in the middle of the frame and press it down so that the clips lock.



6. Make sure all clips are properly locked. The cover can now be slid about 5 mm parallel to the roof ridge.

## Measurements



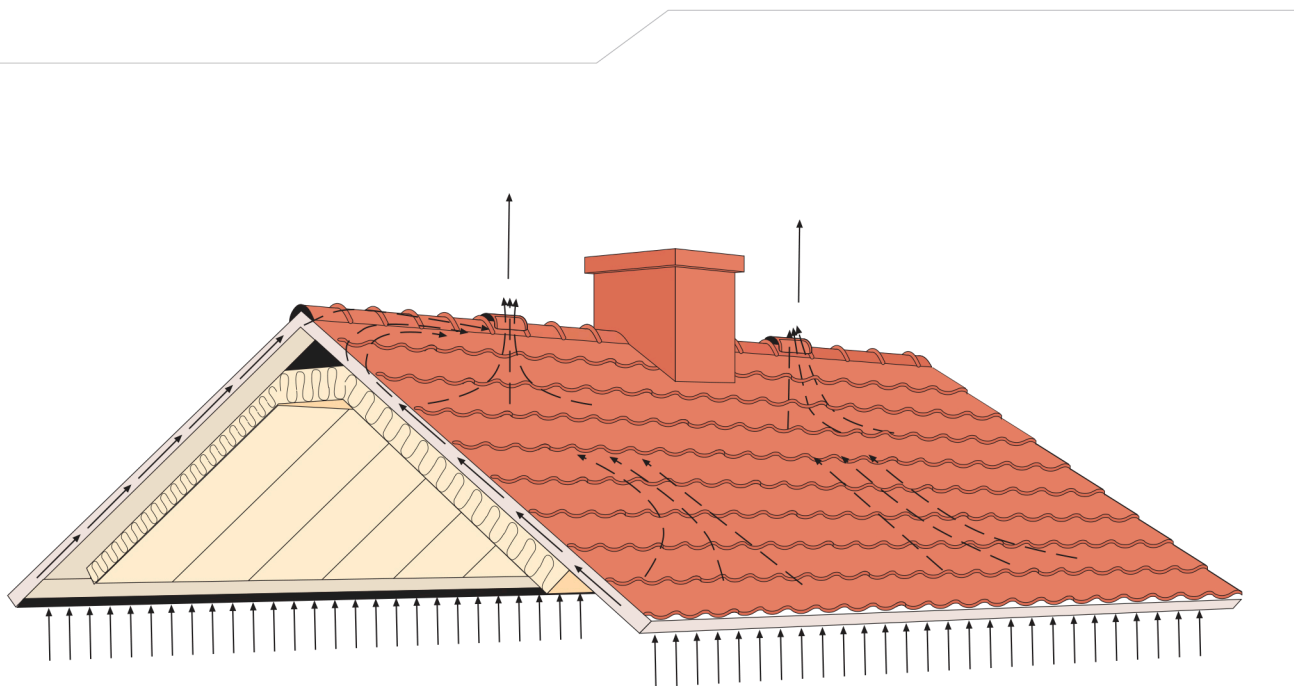
## Colors

	black – RR 33 - RAL 9005
	brown – RR 32
	green – RR 11
	grey – RR 23 - RAL 7015
	red – RR 28/29 - RAL 3009
	brick red – RR 750 - RAL 8004

## Product numbers

NAME	COLOUR	PRODUCT NO.	H&V NO
RIDGE CAPPING VENT	black	733912	7813392
	brown	733914	7813394
	green	733916	7813396
	grey	733917	7813397
	red	733918	7813398
	brick red	733919	7813399

## Type approval



*Vilpe Vent ridge capping vent ventilates the roof structures and attic spaces.*



SK Tuote Oy  
Kauppatie 9,  
65610 Mustasaari, Finland  
Tel. 020 123 3222/Sales and technical support  
Tel. 020 123 3200/Switchboard  
sales@vilpe.com